



The **WISE** Choice



**SEALED MAINTENANCE FREE  
VALVE REGULATED LEAD ACID BATTERY  
EM12VB - 12V 12Ah**

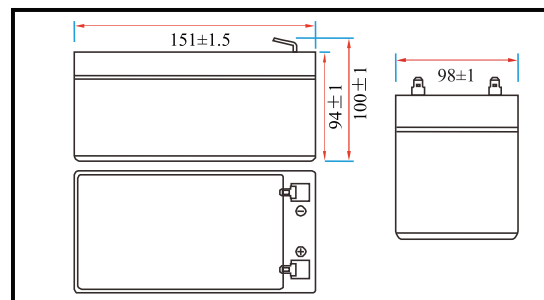
● **Characteristics**

Capacity (25°C)	20HR (10.5V)	12Ah
	10HR (10.5V)	11Ah
	1HR (9.60V)	7.2Ah
Terminal type		T1/T2
Internal resistance (Fully charged, 25°C)		Approx. 19mΩ
Capacity affected by temperature (10HR)	40°C	102%
	25°C	100%
	0°C	85%
	-15°C	65%
Self-discharge (25°C)	3 months	Remaining capacity: 91%
	6 months	Remaining capacity: 82%
	12 months	Remaining capacity: 65%
Nominal operating temperature		25°C ± 3°C (77°F ± 5°F)
Operating temperature range	Discharge	-15°C ~ 50°C (5°F ~ 122°F)
	Charge	-10°C ~ 50°C (14°F ~ 122°F)
	Storage	-20°C ~ 50°C (-4°F ~ 122°F)
Float charging voltage (25°C)		13.60 to 13.80V Temperature compensation: -18mV/°C/Block
Cyclic charging voltage (25°C)		14.50 to 15.00V Temperature compensation: -30mV/°C/Block
Maximum charging current		3.6A
Maximum discharge current		180A (5 sec.)
Design life	5 years for floating (25°C)	
	Eurobat (20°C): 3-5 years, standard commercial.	

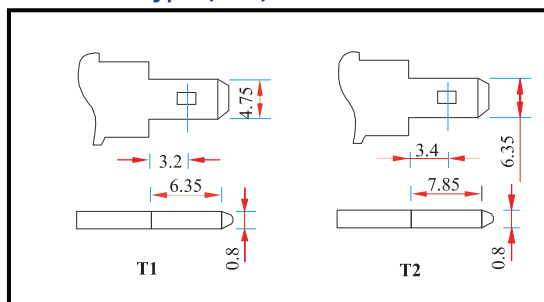
● **Specifications**

Nominal voltage		12V (6 cells per unit)
Rated capacity (20HR)		12Ah/10.5V
Dimensions	Length	151±1.5mm (5.94inch)
	Width	98±1mm (3.86inch)
	Height	95±1mm (3.74inch)
	Total height	100 ±1mm (3.98inch)
Approx. weight		3.40kg (7.51lbs)±4%

● **Outer dimensions (mm)**



● **Terminal type (mm)**



# EM 12VB - 12V12Ah

## Construction

Component	Positive plate	Negative plate	Container	Cover	Separator	Electrolyte	Safety valve	Terminal
Raw material	Lead dioxide	Lead	ABS	ABS	AGM	Sulfuric acid	Rubber	Copper

## Constant current discharge characteristics unit: Ampere/Block (at 25°C, 77°F)

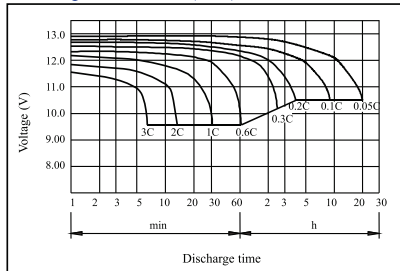
F.V/Time	5min	10min	15min	30min	60min	2h	3h	4h	5h	10h	20h
9.60V	45.8	29.0	22.7	12.8	7.86	4.30	2.97	2.46	2.09	1.14	0.61
9.90V	44.5	28.2	22.1	12.5	7.74	4.27	2.96	2.45	2.08	1.13	0.61
10.2V	42.6	27.0	21.3	12.1	7.55	4.24	2.94	2.43	2.07	1.13	0.60
10.5V	40.8	25.8	20.6	11.8	7.40	4.17	2.92	2.41	2.05	1.12	0.60
10.8V	38.5	24.4	19.5	11.4	7.17	4.07	2.83	2.34	1.99	1.10	0.59

## Constant power discharge characteristics unit: Watt/Block (at 25°C, 77°F)

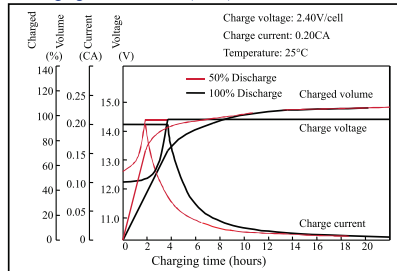
F.V/Time	5min	10min	15min	30min	60min	2h	3h	4h	5h	10h	20h
9.60V	512	328	259	146	91.0	50.3	35.3	29.3	25.0	13.6	7.31
9.90V	496	318	252	144	89.7	50.0	35.1	29.1	24.8	13.6	7.28
10.2V	476	305	243	139	87.4	49.6	34.9	28.9	24.7	13.5	7.24
10.5V	455	292	235	136	85.6	48.8	34.6	28.7	24.5	13.4	7.20
10.8V	430	275	222	131	83.0	47.6	33.6	27.9	23.8	13.2	7.06

Note 1: Above characteristics data can be obtained within three charge and discharge cycles.

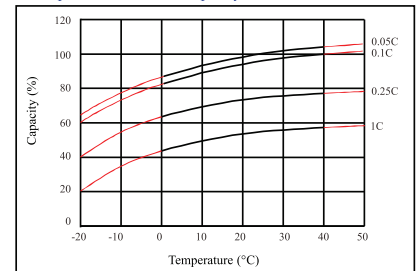
### Discharge characteristics (25°C)



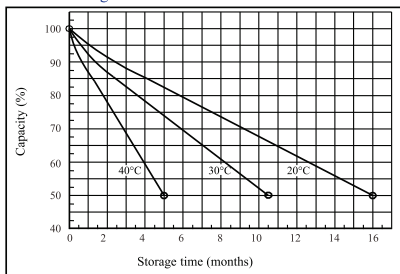
### Charging characteristics (25°C)



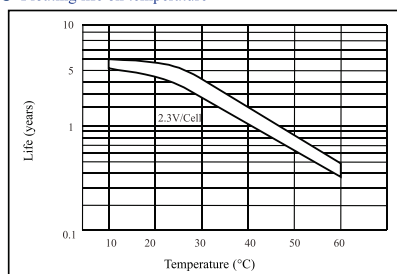
### Temperature effects on capacity



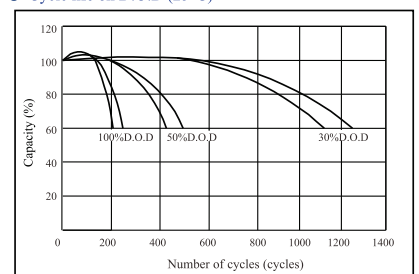
### Self-discharge characteristics



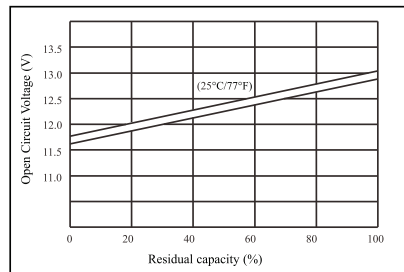
### Floating life on temperature



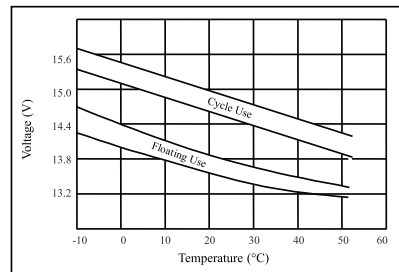
### Cycle life on D.O.D (25°C)



### Relationship for OCV and capacity (25°C)



### Relationship for charging voltage and temperature



Certification

